










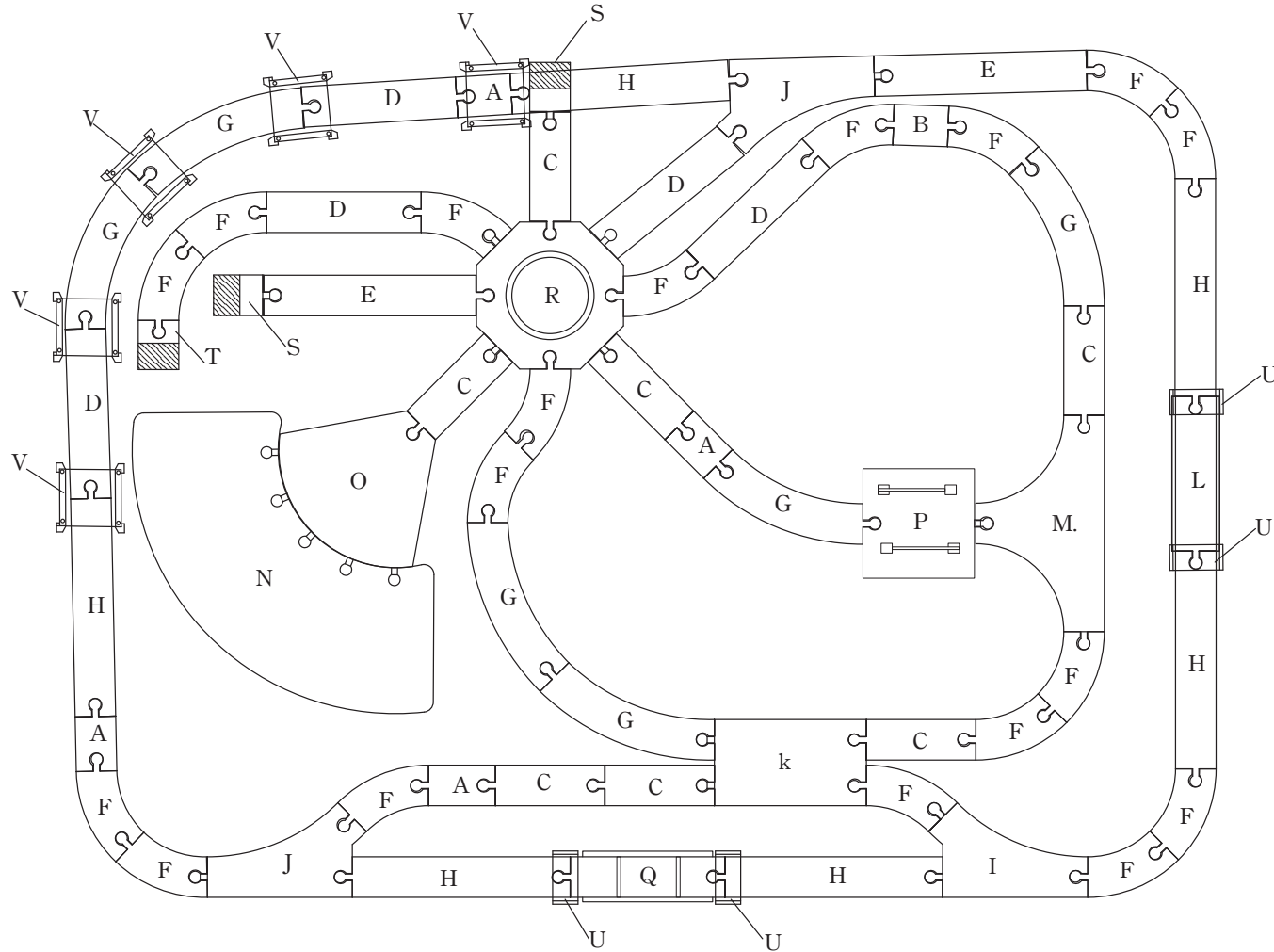

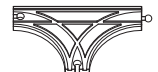
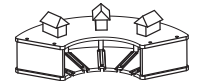

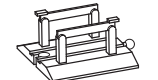








Track Layout Guide

- A.  2.125" Straight Track x4PCS
- B.  2.125" Straight Track x1PC
- C.  4.25" Straight Track x7PCS
- D.  6" Straight Track x5PCS
- E.  8.25" Straight Track x2PCS
- F.  Short Curved Track x18PCS
- G.  Curved Track x6PCS
- H.  Ascending Track x6PCS
- I.  Curved Switch Track(Male) x1PC
- J.  Curved Switch Track(Female) x2PCS
- k.  Crossover Track x1PC



- L.  Crossing Hatch x1PC
- M.  T-Switch Track x1PC
- N.  Round House x1PC
- O.  5 Way Track x1PC
- P.  Crossing Barrier x1PC
- Q.  Red Bridge x1PC
- R.  Turntable x1PC
- S.  Buffer Stop(Male) x2PCS
- T.  Buffer Stop (Female) x1PC
- U.  Support Block x4PCS
- V.  Multi-Level x5PCS

**Maxim Enterprise, Inc. Toll Free Number : 1-888-26MAXIM
Made In China.**